



Measuring the Blocking of Websites and Apps

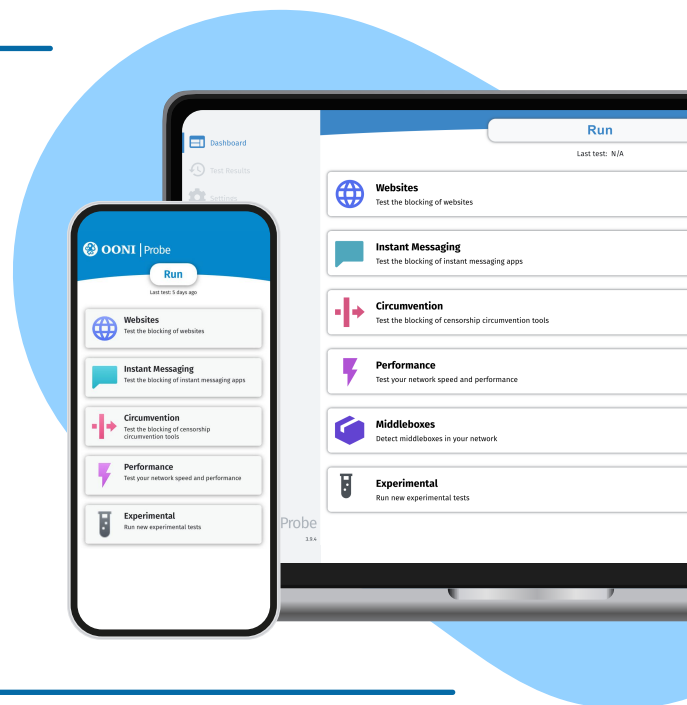
Social media (e.g. WhatsApp) and VPNs are [frequently blocked](#) during elections and protests around the world.

To investigate the potential blocking of websites and applications in your country, run tests from the **OOONI Probe app** based on the instructions shared below.

Install OONI Probe

The OONI Probe app (created by a non-profit called [OOONI](#)) is designed to **measure the blocking of websites and apps**.

Get the OONI Probe app on Mobile and Desktop:

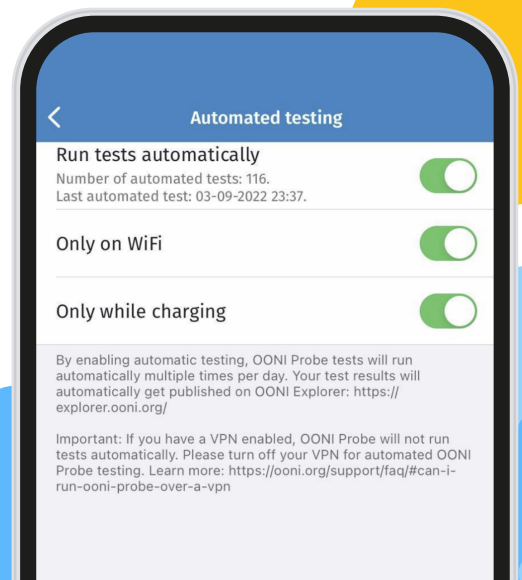


Please **turn your VPN off** when running OONI Probe to help ensure more accurate test results.

Automated testing

Enable **Automated testing** in the OONI Probe settings so that all tests are run automatically every day.

This way, you don't need to remember to run OONI Probe, and if new blocks emerge, you are more likely to test them!



Test social media apps



Instant Messaging

Test the blocking of instant messaging apps

To test the blocking of instant messaging apps such as **WhatsApp**, **Facebook Messenger**, **Signal** and **Telegram** apps, tap Run in the Instant Messaging card inside the OONI Probe app (or just tap the main “Run” button to run all tests).

Test social media websites

To test the blocking of popular social media websites:

- 1 Install the **OOONI Probe mobile app** (if you haven't already): <https://ooni.org/install/mobile>
 - 2 Access this page from the web browser of your mobile phone: <https://ooni.org/get-involved/run>
 - 3 Tap on the “**Social Media (39 URLs)**” button from that page.
- SOCIAL MEDIA (39 URLs)**
- 4 Open the link (from that button) with your OONI Probe mobile app.
 - 5 You will now see the list of social media websites in your OONI Probe mobile app. Tap **Run** to test them.

VPN testing



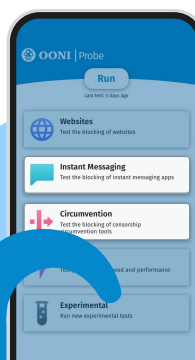
Circumvention

Test the blocking of censorship circumvention tools

If you feel comfortable testing the blocking of VPNs and/or if you notice that VPNs become unusable, you can run the **Circumvention** card inside the OONI Probe app to test [Tor](#) and the [Psiphon](#) app.

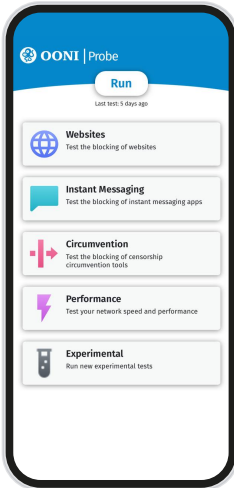
In addition, you can test the blocking of VPN websites through the following steps:

- 1 Install the **OOONI Probe mobile app** (if you haven't already): <https://ooni.org/install/mobile>
 - 2 Access this page from the web browser of your mobile phone: <https://ooni.org/get-involved/run>
 - 3 Tap on the “**VPNS (21 URLs)**” button from that page.
- VPNS (21 URLs)**
- 4 Open the link (from that button) with your OONI Probe mobile app.
 - 5 You will now see the list of VPN websites in your OONI Probe mobile app. Tap **Run** to test them.



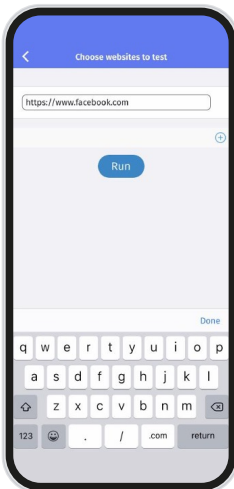
Other tests

By tapping **Run** in the dashboard of the OONI Probe mobile app, you will run all OONI Probe tests.



These tests measure:

- Blocking of [websites](#)
- Blocking of [instant messaging apps](#) (WhatsApp, Facebook Messenger, Signal and Telegram)
- Blocking of circumvention tools
- [Speed and performance](#) of your network



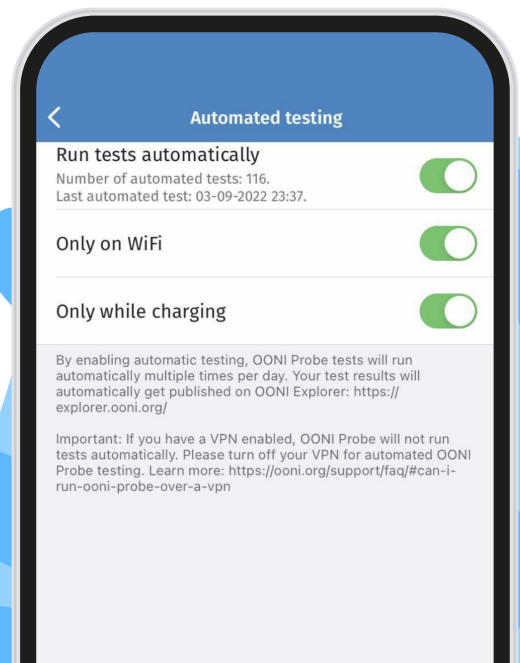
To test the website of your choice:

- 1 Tap on the **Websites** card inside the OONI Probe app.
- 2 Tap on the **“Choose websites”** button.
- 3 Add the website you want to test in the URL slot.
- 4 Tap **“Run”**.

Test results

As soon as you run an OONI Probe test, you can access the test result through the **Test Results** section of the OONI Probe app.

Unless you opt out (through the settings), your test results will **automatically get published** in near real-time as [open data](#).



Disclaimer

OONI Probe is not a privacy tool, but an investigatory tool for exploring internet censorship, and may pose potential risks to some users in certain countries.

Some things to be aware of include:

- Anyone monitoring your internet activity (such as your government or local Internet Service Provider) will know that you are running OONI Probe;
- If you do the default website testing (without specifying which websites to test), you might test some websites which might be viewed as objectionable or provocative in some countries;
- By default, all test results are openly published (but you can opt-out in the settings).

You can learn about OONI data practices through our Data Policy.

Contacting OONI

If you have questions, please feel encouraged to reach the OONI team by sending an email to contact@openobservatory.org.

You can also reach the OONI team (and global OONI community) on Slack: <https://slack.ooni.org/>



Founded in 2012, the Open Observatory of Network Interference (OONI) is a non-profit free software project documenting Internet censorship around the world.

Learn more about OONI: <https://ooni.org/>

